

## EXECUTIVE SUMMARY

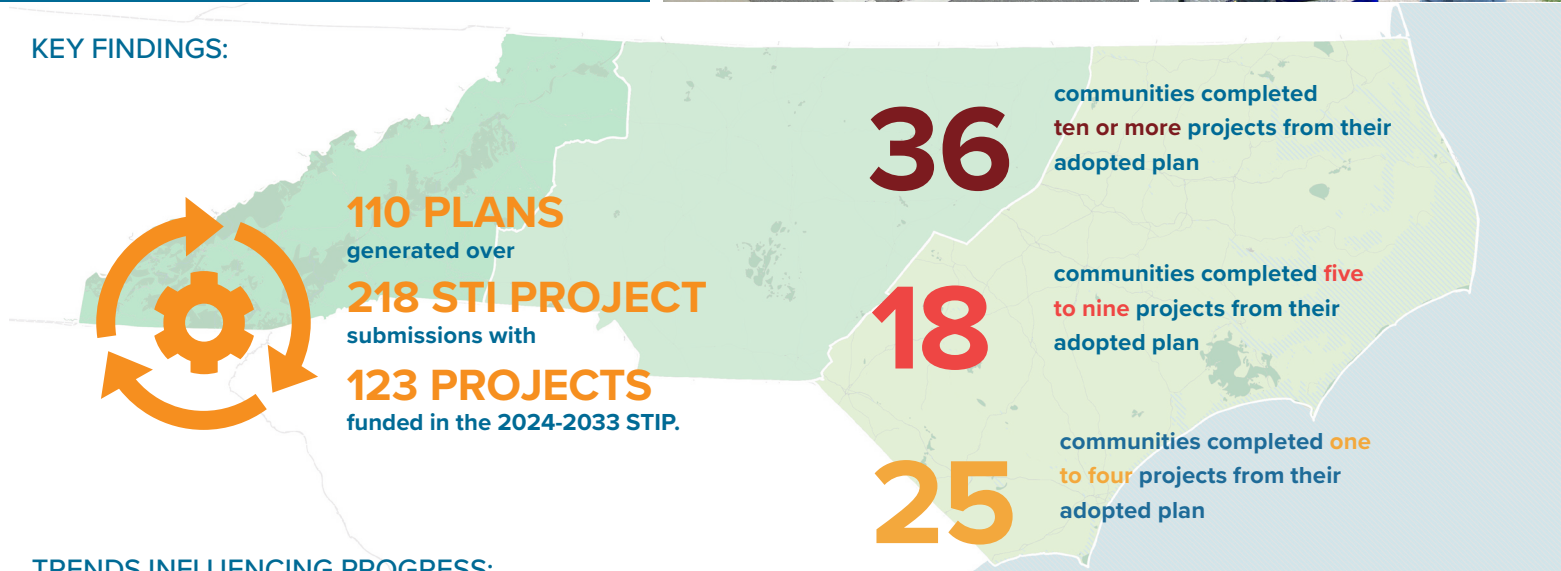
# Measuring Progress of BICYCLE & PEDESTRIAN PLANS in North Carolina

May 2024

The report summarizes implementation success to-date for plans adopted since 2014 that were funded by the NCDOT's Integrated Mobility Division Multimodal Planning Grant Program.



## KEY FINDINGS:



## TRENDS INFLUENCING PROGRESS:



### COMMUNITY SIZE

Smaller communities have fewer resources available to dedicate to design and construction of projects.



### PLAN ADOPTION YEAR

Communities with more recently adopted plans have had less time for implementation, relative to other communities.



### COMMON BARRIERS

The most commonly reported barriers to implementation were 1) Funding, 2) Limited Right-Of-Way and 3) Utility Relocation.




### POLICY & PROGRAM SUCCESS

Communities are using plans to implement bicycle and pedestrian policies and programs that support their goals.

## COMMUNITY HIGHLIGHTS:


In 2015, the **CITY OF HIGH POINT** received \$35,000 to develop a pedestrian master plan. That investment has resulted in **\$24.6 million** in pedestrian infrastructure investments.



The **TOWNS OF RUTHERFORDTON and SPINDALE** adopted plans in 2017 and 2019 which identified several projects later included as part of their transformational 2022 award of **\$20.4 million** in Federal RAISE funds.



In 2014, the **CITY OF MARION** received \$32,000 to develop a bicycle master plan that has since resulted in an investment of approximately **\$2 million** in bicycle facility implementation.



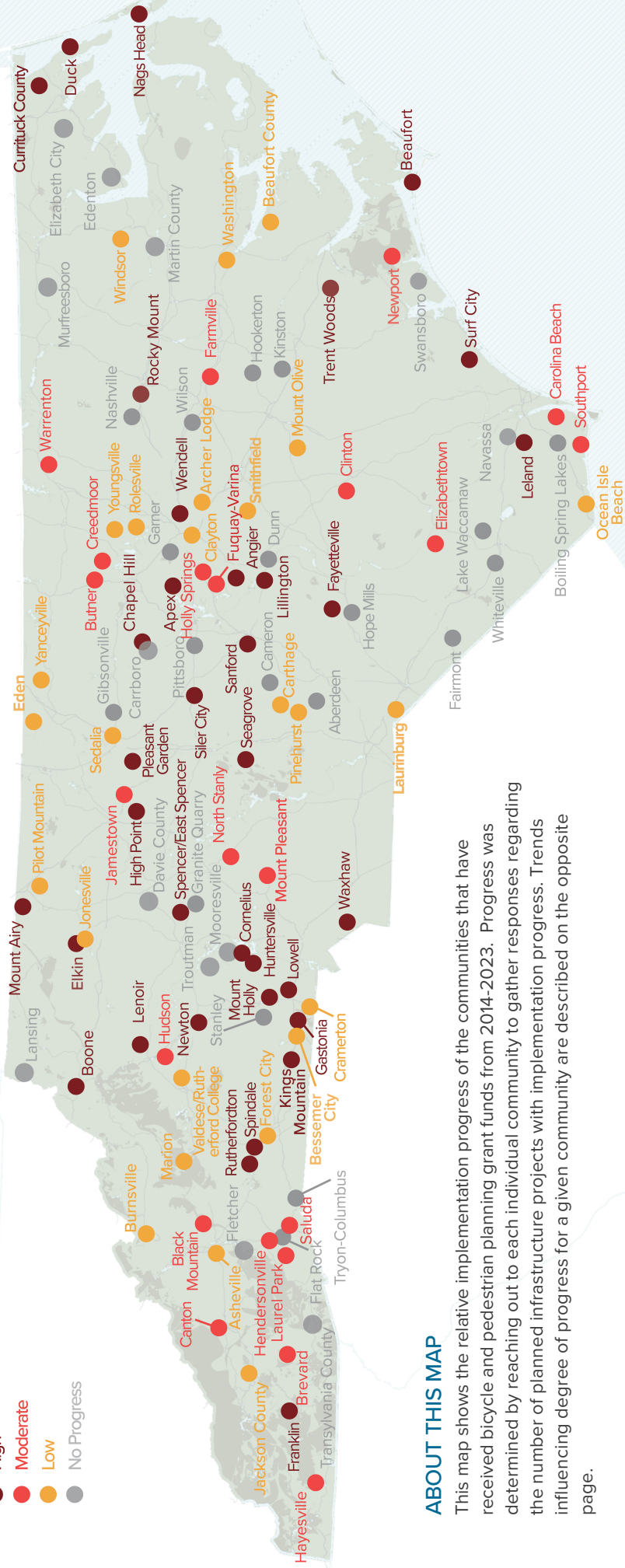


# NCDOT BICYCLE AND PEDESTRIAN PLANNING GRANT RECIPIENTS

2014-2023


## 2024 IMPLEMENTATION PROGRESS RATE:

- High
- Moderate
- Low
- No Progress



## ABOUT THIS MAP

This map shows the relative implementation progress of the communities that have received bicycle and pedestrian planning grant funds from 2014-2023. Progress was determined by reaching out to each individual community to gather responses regarding the number of planned infrastructure projects with implementation progress. Trends influencing degree of progress for a given community are described on the opposite page.



See full report for details:

[connect.ncdot.gov/municipalities/PlanningGrants/IMD-Multimodal-Planning-Program](https://connect.ncdot.gov/municipalities/PlanningGrants/IMD-Multimodal-Planning-Program)



Report By:  
NCDOT INTEGRATED MOBILITY DIVISION